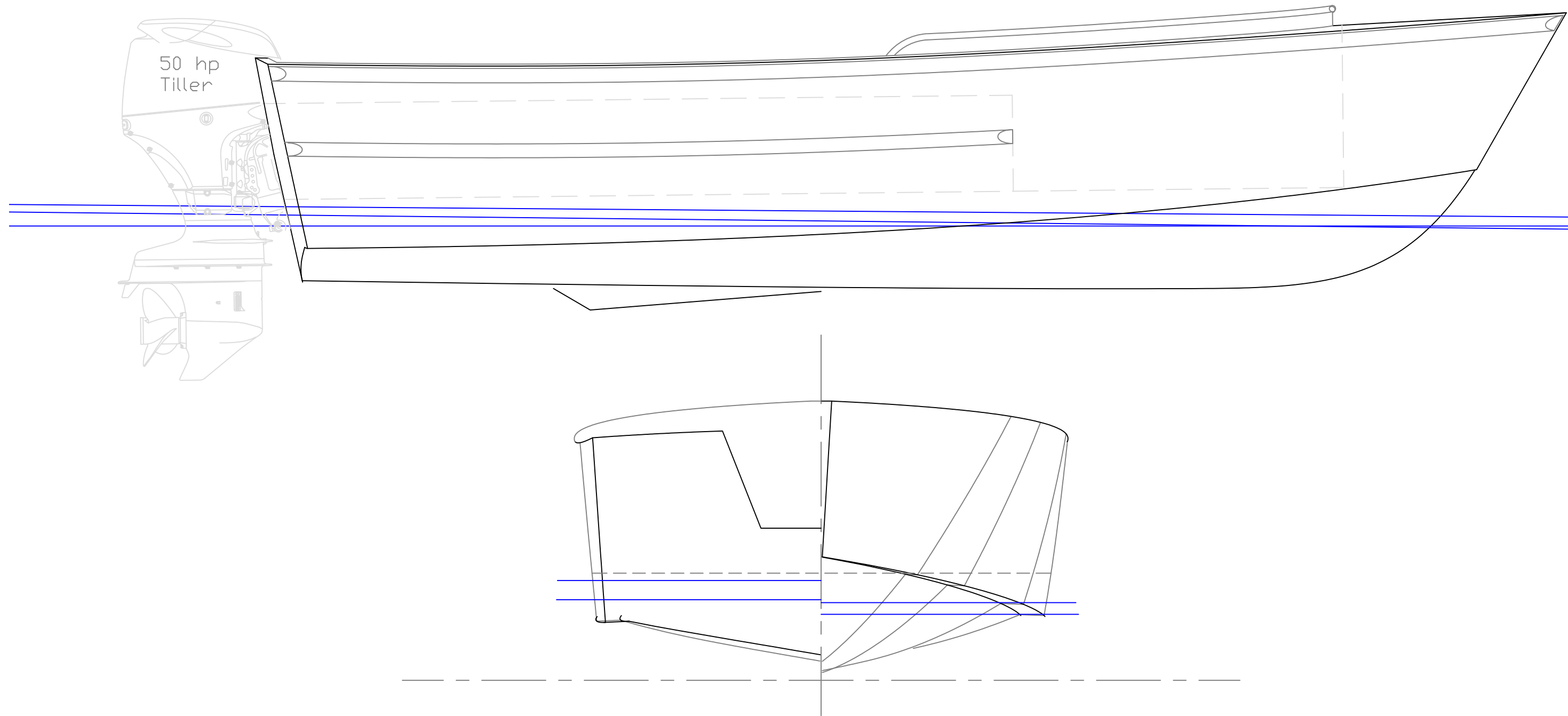


17' x 6'6" Skiff		
For: One 3		
SCALE 3/4" = 1'	DES/DWN WAL	DATE 7/8/20
Response Marine, Inc. Newburyport, MA, www.responsemarine.com		DWG NO. 480h-1

REV.	DESCRIPTION



17' x 6'6" Skiff on DWL		
For: One 3		
SCALE 3/4" = 1'	DES/DWN WAL	DATE 7/8/20
Response Marine, Inc. Newburyport, MA, www.responsemarine.com		SHEET DWG NO. 480h-2

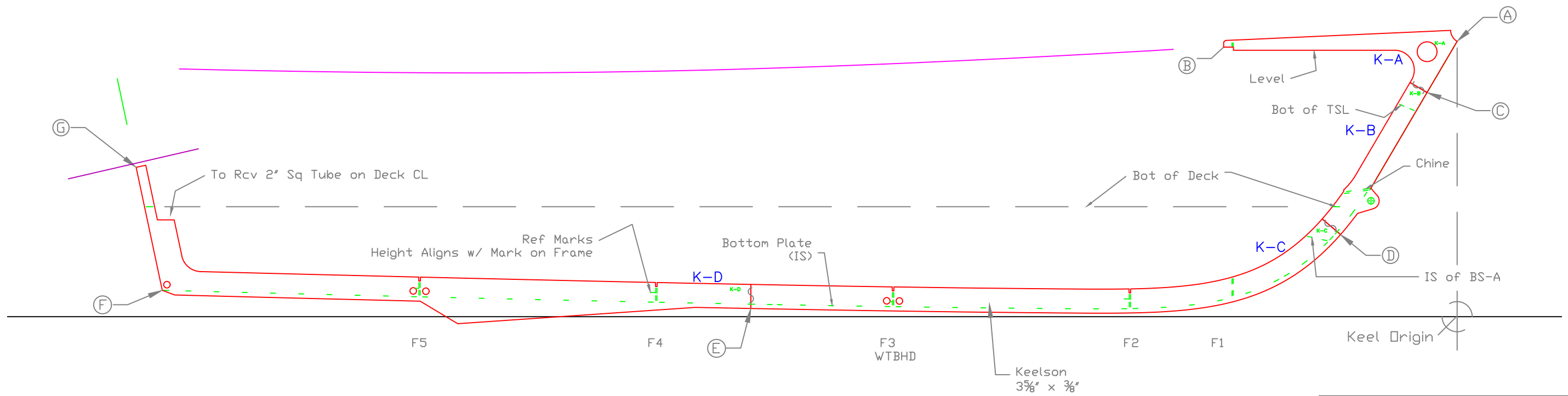
REV.	DESCRIPTION

KEEL POINTS

7/8/20

	Inches- sixteenths	
	Horizontal	Vertical
A to Origin	0	41 14/16
B to Origin	35 8/16	41
C to Origin	4 9/16	34 2/16
D to Origin	17 12/16	12 8/16
E to Origin	107 6/16	1 4/16
F to Origin	196 14/16	4
G to Origin	200 14/16	22 12/16

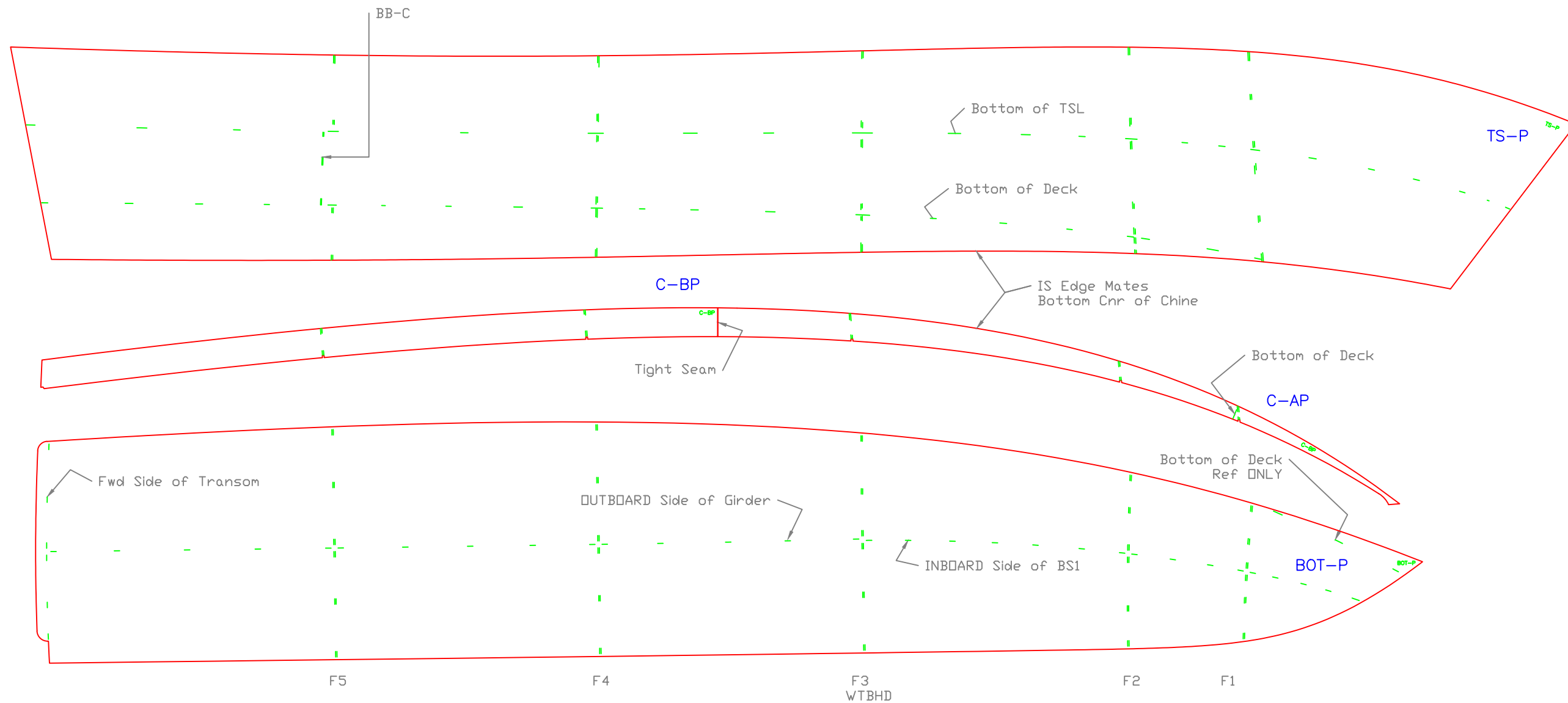
	ALIGNED (Inches-sixteenths)									
	A	B	C	D	E	F				
A to	0	0	0	0	0	0				
B to	35 8/16	0	0	0	0	0				
C to	9	31 11/16	0	0	0	0				
D to	34 5/16	33 10/16	25 5/16	0	0	0				
E to	114 13/16	82 2/16	107 15/16	90 6/16	0	0				
F to	200 8/16	165 9/16	194 10/16	179 6/16	89 9/16	0				
G to	201 12/16	166 6/16	196 10/16	183 7/16	202 2/16	22 12/16				



Response Marine has provided this drawing under agreement for construction of a single boat. Additional uses of the drawings and files will require additional payment to Response Marine. This drawing represents intellectual property of Response Marine, Inc. Reproduction of this drawing in any form, in whole or in part, including transmissions of any type, to third parties is forbidden without the prior written consent of Response Marine, Inc.

17' x 6'6" Skiff		
KEEL LAYOUT		
SCALE 3/4"=1'	DES/DWN WAL	DATE 7/8/20
Response Marine, Inc.		SHEET
Newburyport, MA, www.responsemarine.com		DWG NO. 480h-2-0

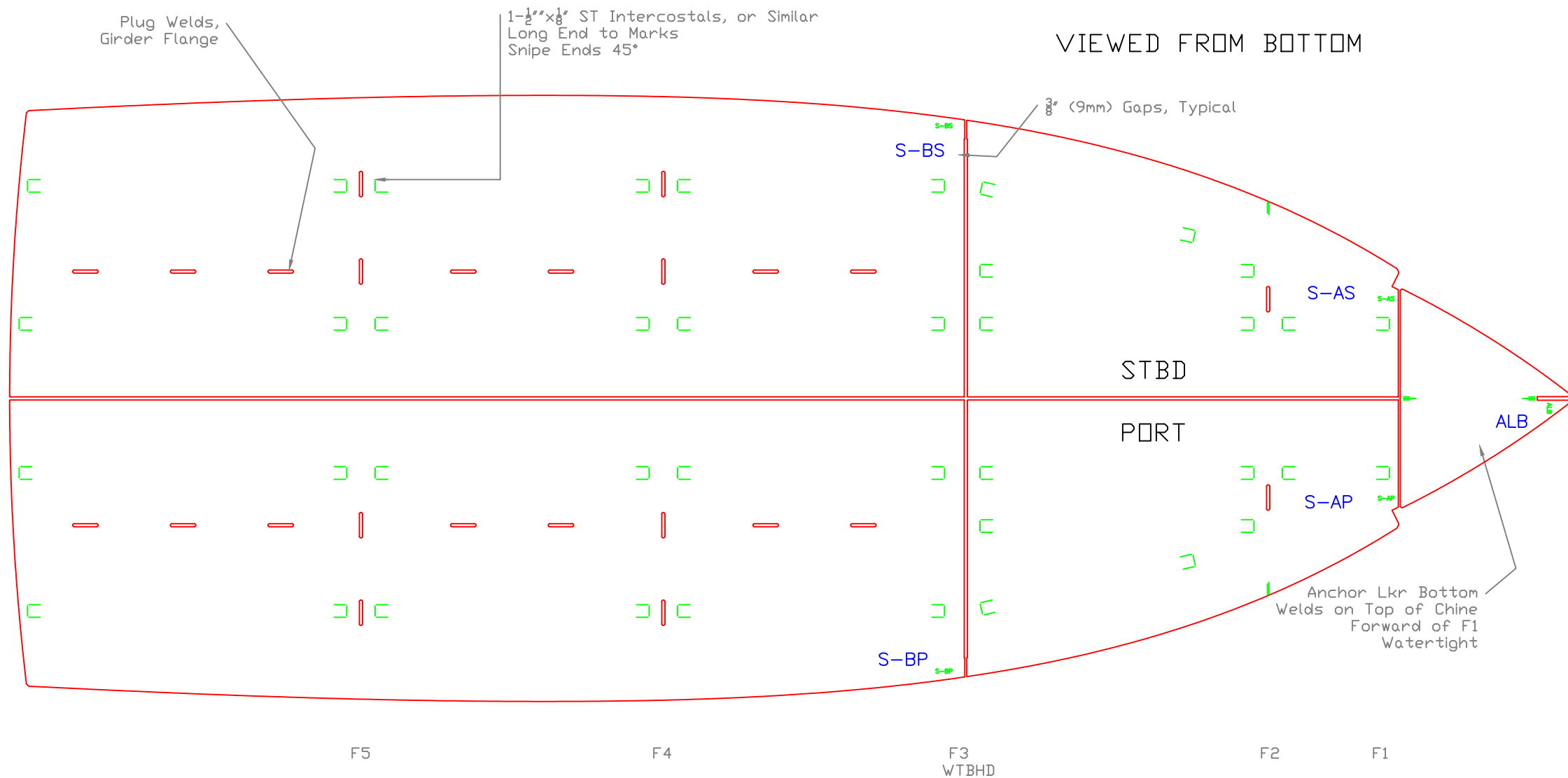
REV.	DESCRIPTION



Response Marine has provided this drawing under agreement for construction of a single boat. Additional uses of the drawings and files will require additional payment to Response Marine. This drawing represents intellectual property of Response Marine, Inc. Reproduction of this drawing in any form, in whole or in part, including transmissions of any type, to third parties is forbidden without the prior written consent of Response Marine, Inc.

REV.	DESCRIPTION

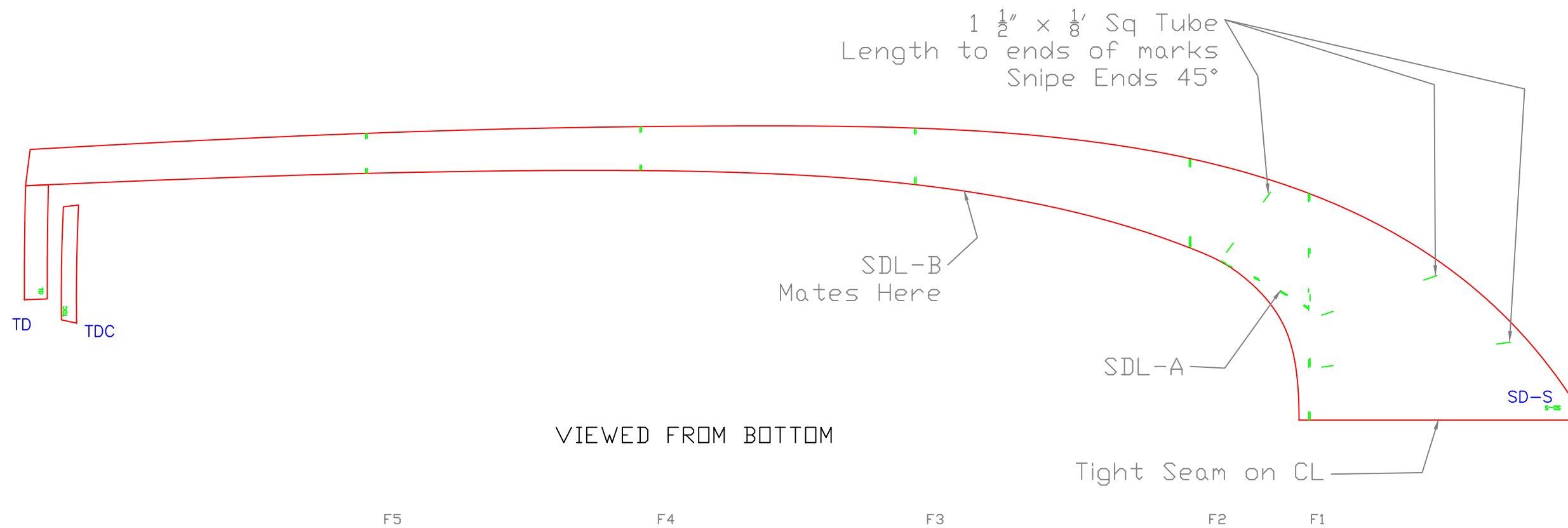
17' x 6'6" Skiff		
SKIN LAYOUTS		
SCALE 3/4"=1'	DES/DWN WAL/JCC	DATE 7/8/20
Response Marine, Inc. Newburyport, MA, www.responsemarine.com		SHEET DWG NO. 480h-2-1



Response Marine has provided this drawing under agreement for construction of a single boat. Additional uses of the drawings and files will require additional payment to Response Marine. This drawing represents intellectual property of Response Marine, Inc. Reproduction of this drawing in any form, in whole or in part, including transmissions of any type, to third parties is forbidden without the prior written consent of Response Marine, Inc.

REV.	DESCRIPTION

17' x 6'6" Skiff		
COCKPIT DECK		
SCALE 3/4"=1'	DES/DWN WAL	DATE 7/8/20
Response Marine, Inc. Newburyport, MA, www.responsemarine.com		SHEET DWG NO. 480h-2-2

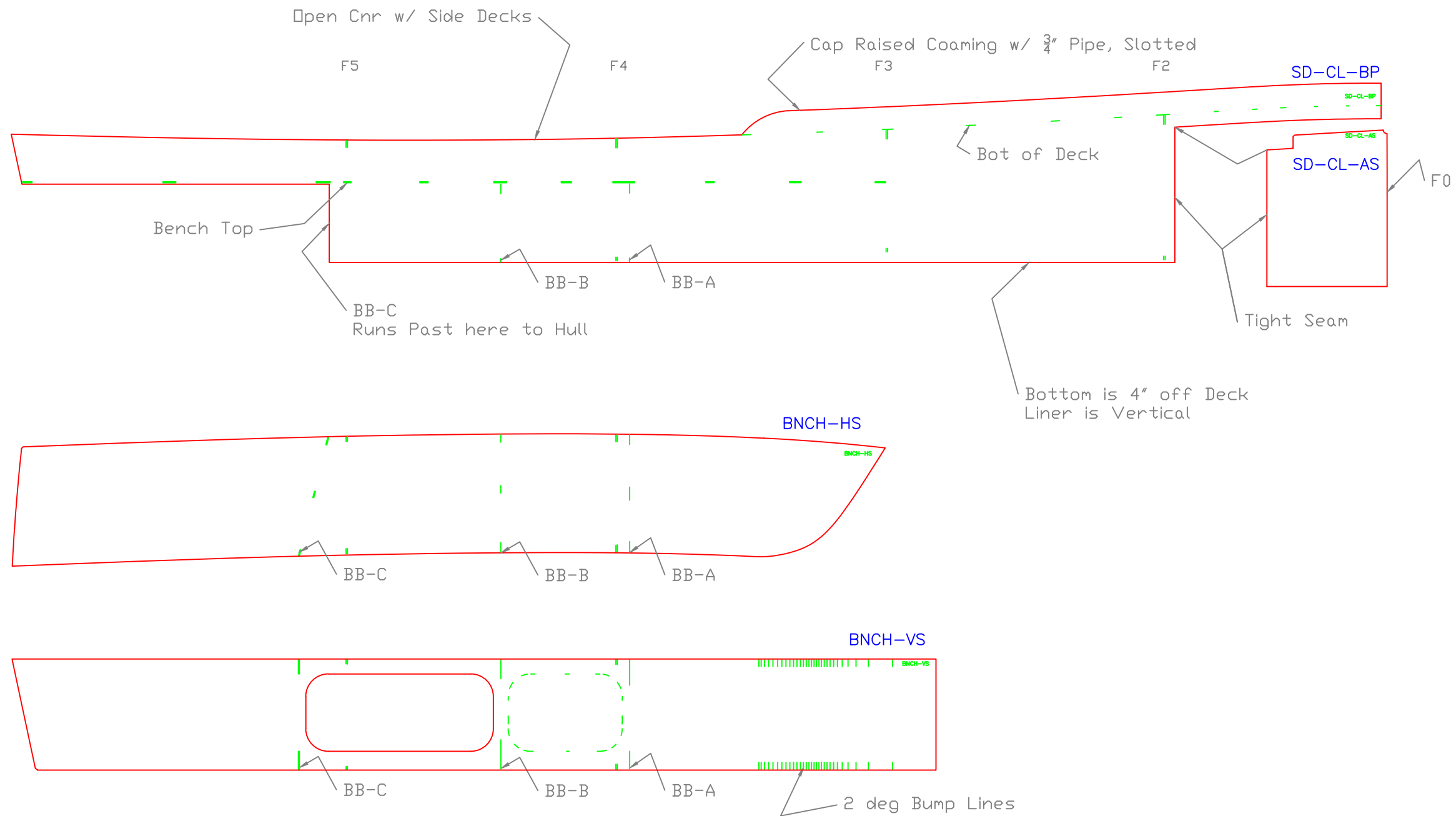


VIEWED FROM BOTTOM

Response Marine has provided this drawing under agreement for construction of a single boat. Additional uses of the drawings and files will require additional payment to Response Marine. This drawing represents intellectual property of Response Marine, Inc. Reproduction of this drawing in any form, in whole or in part, including transmissions of any type, to third parties is forbidden without the prior written consent of Response Marine, Inc.

REV.	DESCRIPTION

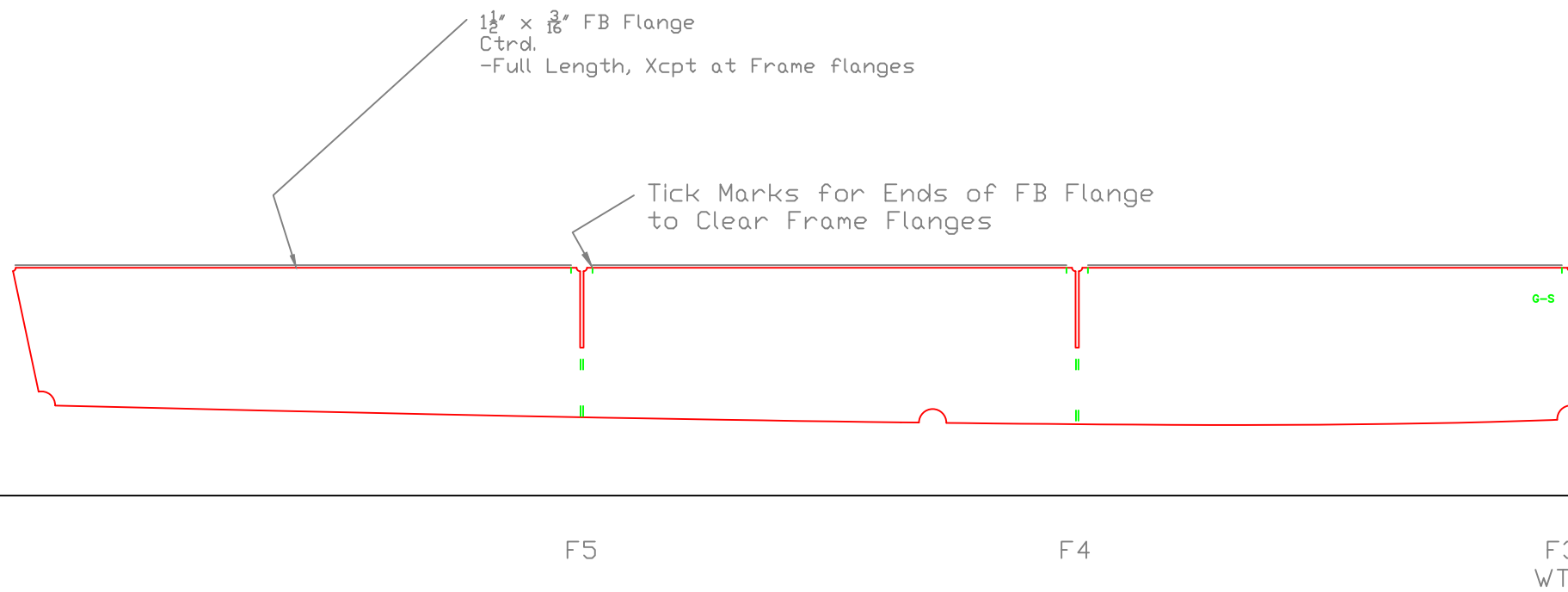
17' x 6'6" Skiff		
SIDE & FORE DECKS		
SCALE 3/4"=1'	DES/DWN WAL	DATE 7/8/20
Response Marine, Inc. Newburyport, MA, www.responsemarine.com		SHEET DWG NO. 480h-2-3



Response Marine has provided this drawing under agreement for construction of a single boat. Additional uses of the drawings and files will require additional payment to Response Marine. This drawing represents intellectual property of Response Marine, Inc. Reproduction of this drawing in any form, in whole or in part, including transmissions of any type, to third parties is forbidden without the prior written consent of Response Marine, Inc.

REV.	DESCRIPTION

17' x 6'6" Skiff		
SIDE DECK LINER/COAMING		
SCALE 3/4"=1'	DES/DWN WAL	DATE 7/8/20
Response Marine, Inc.		SHEET
Newburyport, MA, www.responsemarine.com		DWG NO. 480h-2-4

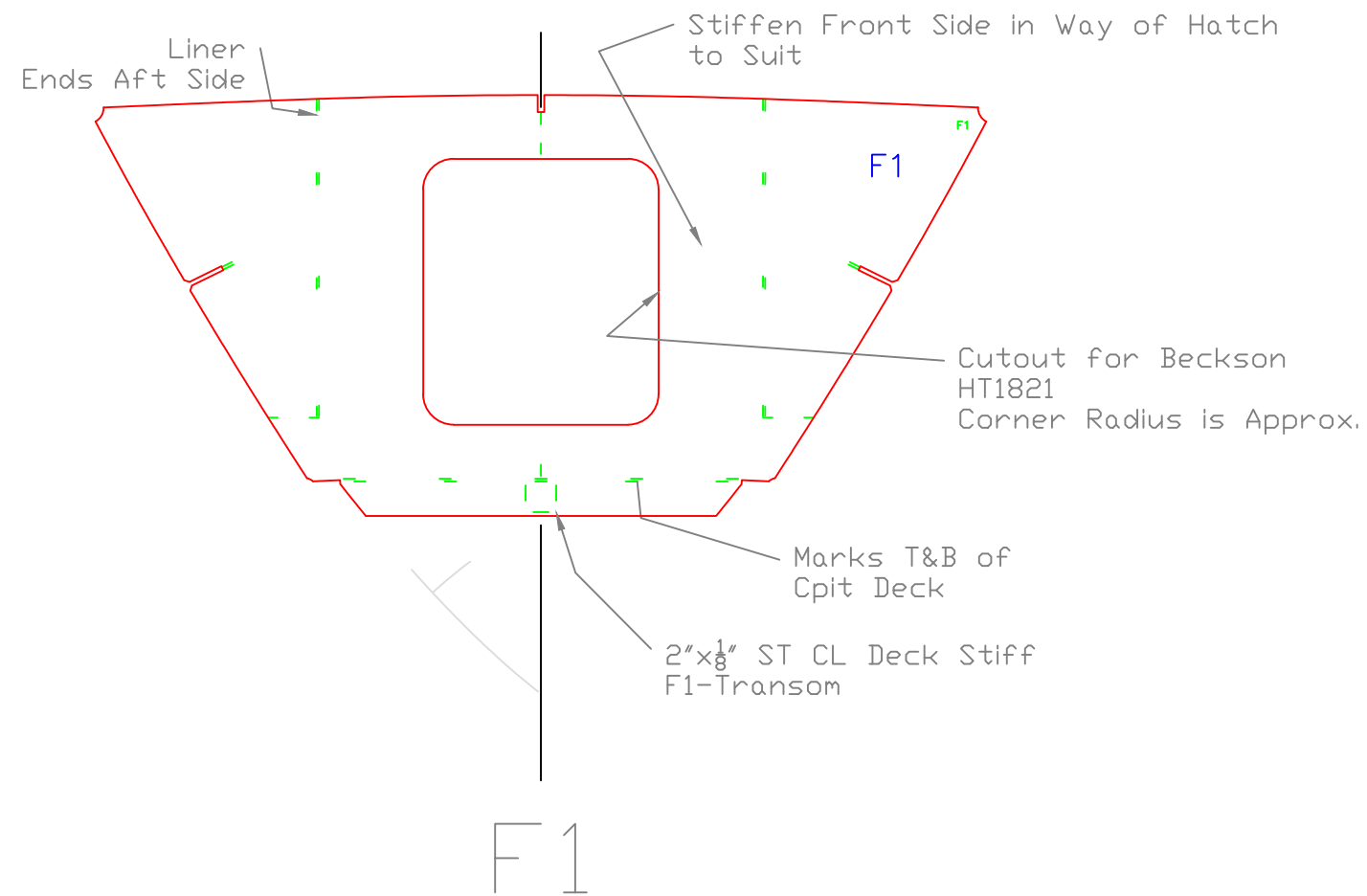


Response Marine has provided this drawing under agreement for construction of a single boat. Additional uses of the drawings and files will require additional payment to Response Marine. This drawing represents intellectual property of Response Marine, Inc. Reproduction of this drawing in any form, in whole or in part, including transmissions of any type, to third parties is forbidden without the prior written consent of Response Marine, Inc.

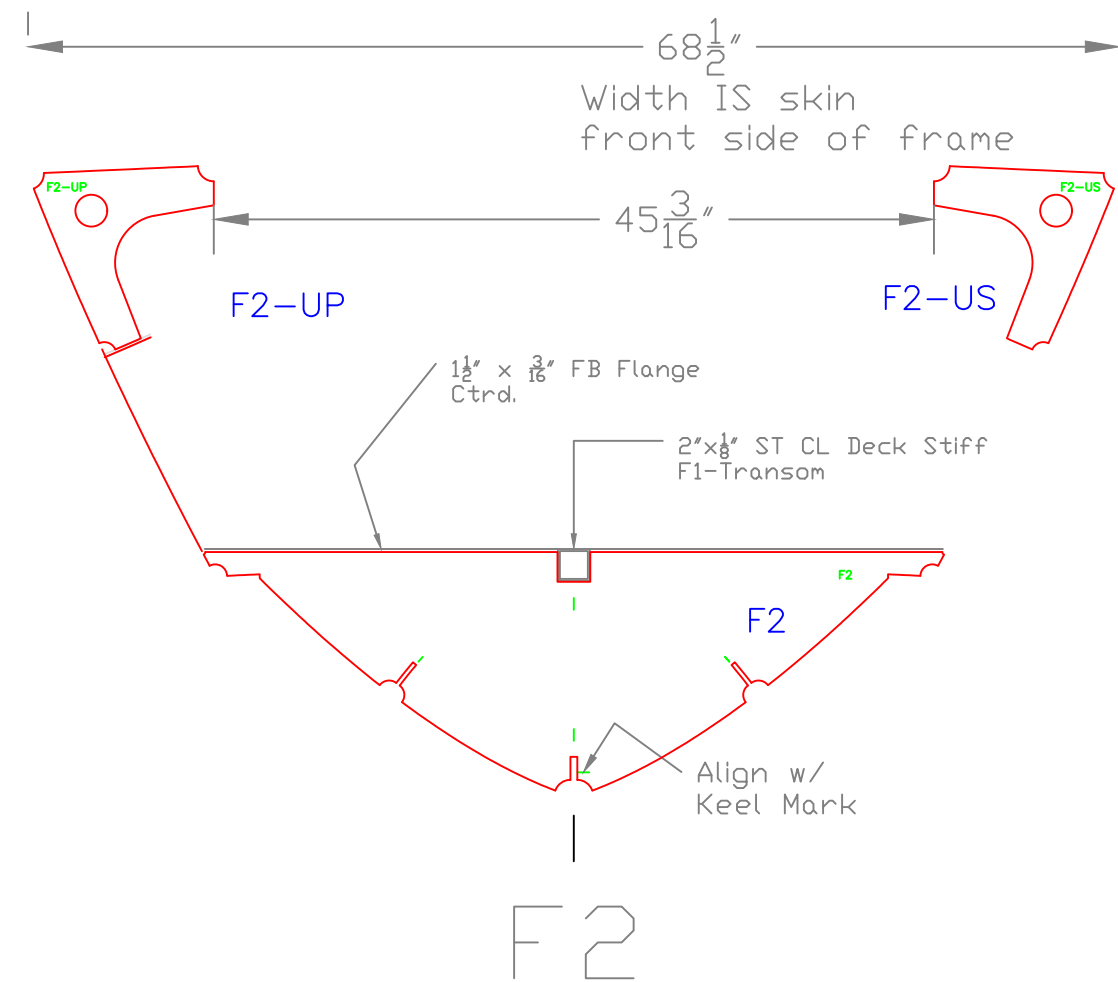
REV.	DESCRIPTION

17' x 6'6" Skiff		
GIRDER		
SCALE 1"=1'	DES/DWN WAL	DATE 7/8/20
Response Marine, Inc. Newburyport, MA, www.responsemarine.com		SHEET DWG NO. 480h-F-0

Looking Fwd
Marks Aft



Looking Fwd
Marks Aft

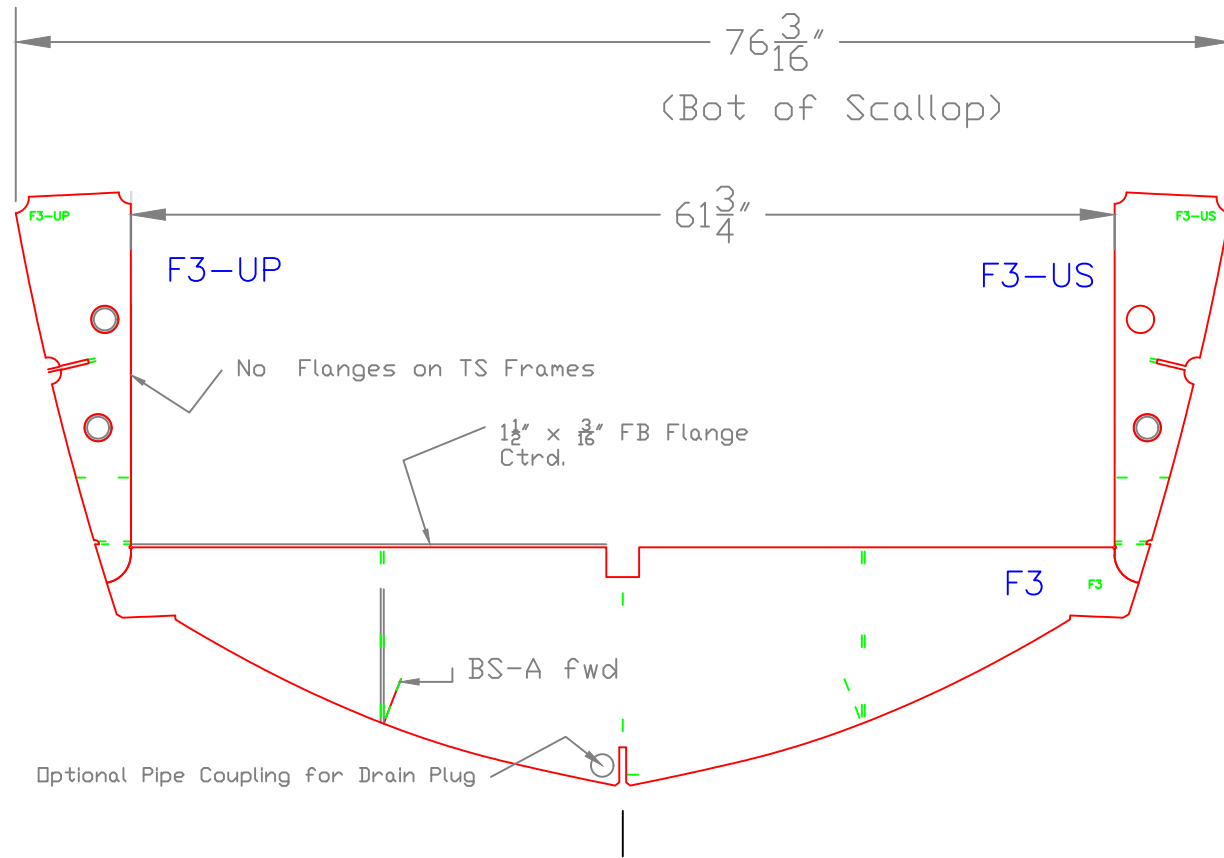


Response Marine has provided this drawing under agreement for construction of a single boat. Additional uses of the drawings and files will require additional payment to Response Marine. This drawing represents intellectual property of Response Marine, Inc. Reproduction of this drawing in any form, in whole or in part, including transmissions of any type, to third parties is forbidden without the prior written consent of Response Marine, Inc.

REV.	DESCRIPTION

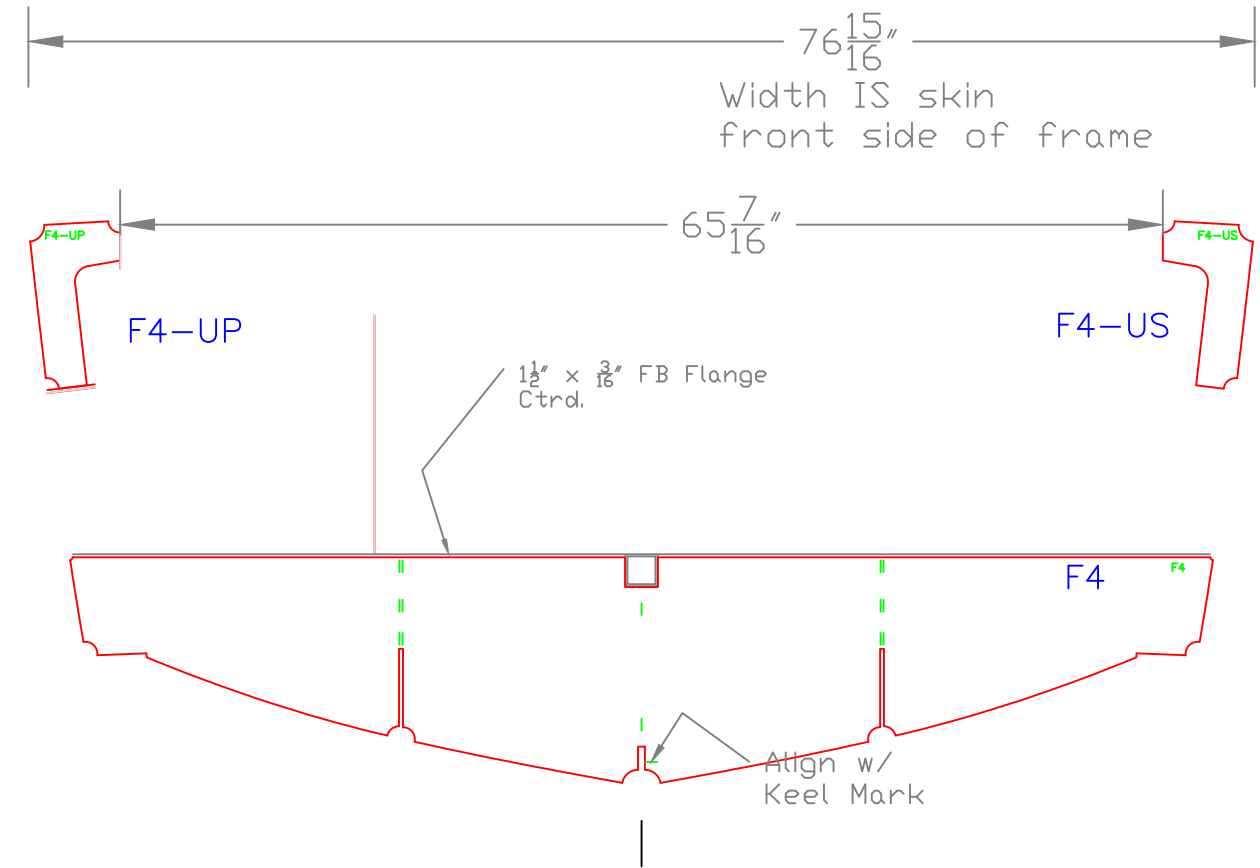
17' x 6'6" Skiff		
FRAMES 1 & 2		
SCALE 1"=1'	DES/DWN WAL	DATE 7/8/20
Response Marine, Inc. Newburyport, MA, www.responsemarine.com		SHEET DWG NO. 480h-F-1

Looking Fwd
Marks Aft



F3
WTBHD

Looking Fwd
Marks Aft



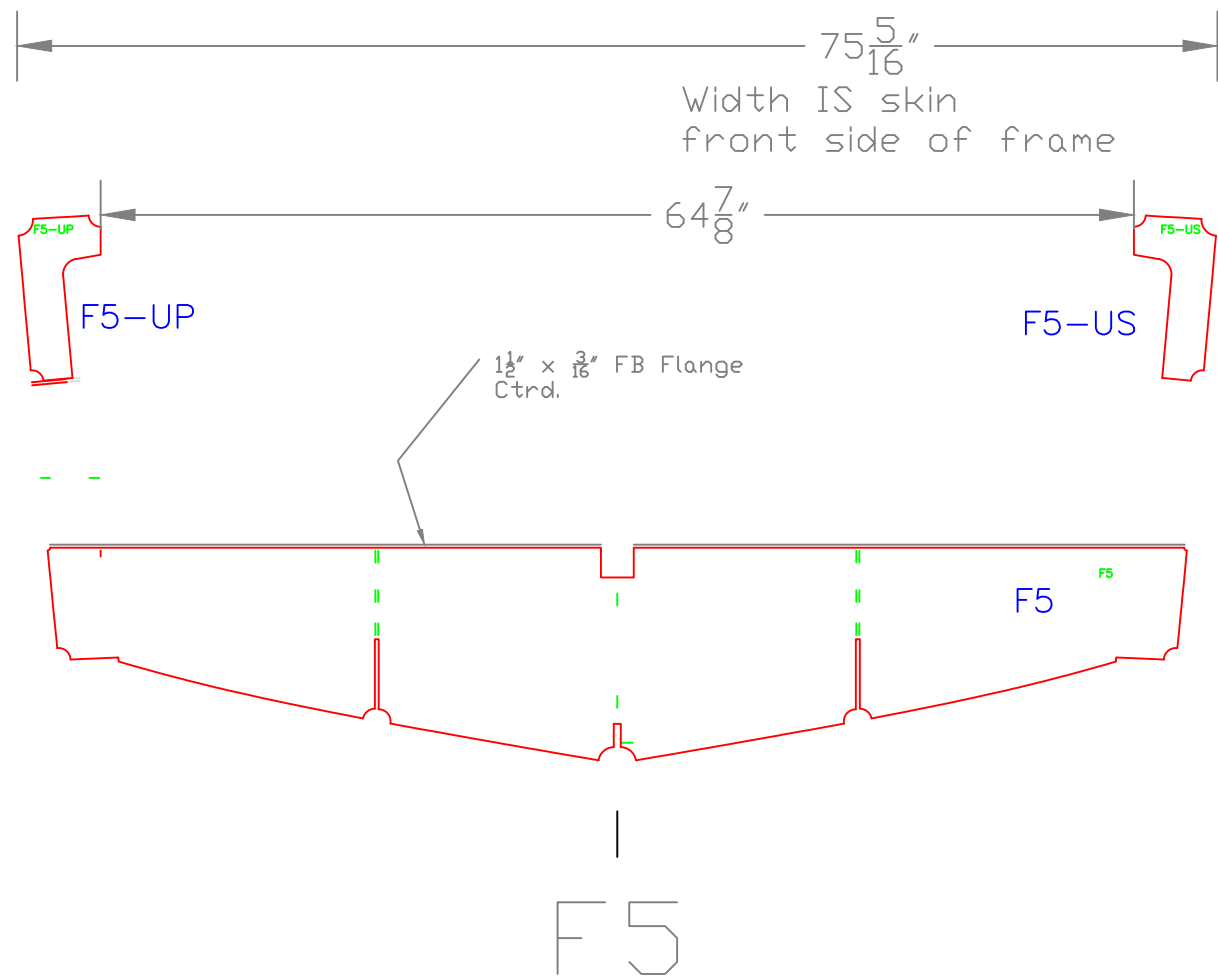
F4

Response Marine has provided this drawing under agreement for construction of a single boat. Additional uses of the drawings and files will require additional payment to Response Marine. This drawing represents intellectual property of Response Marine, Inc. Reproduction of this drawing in any form, in whole or in part, including transmissions of any type, to third parties is forbidden without the prior written consent of Response Marine, Inc.

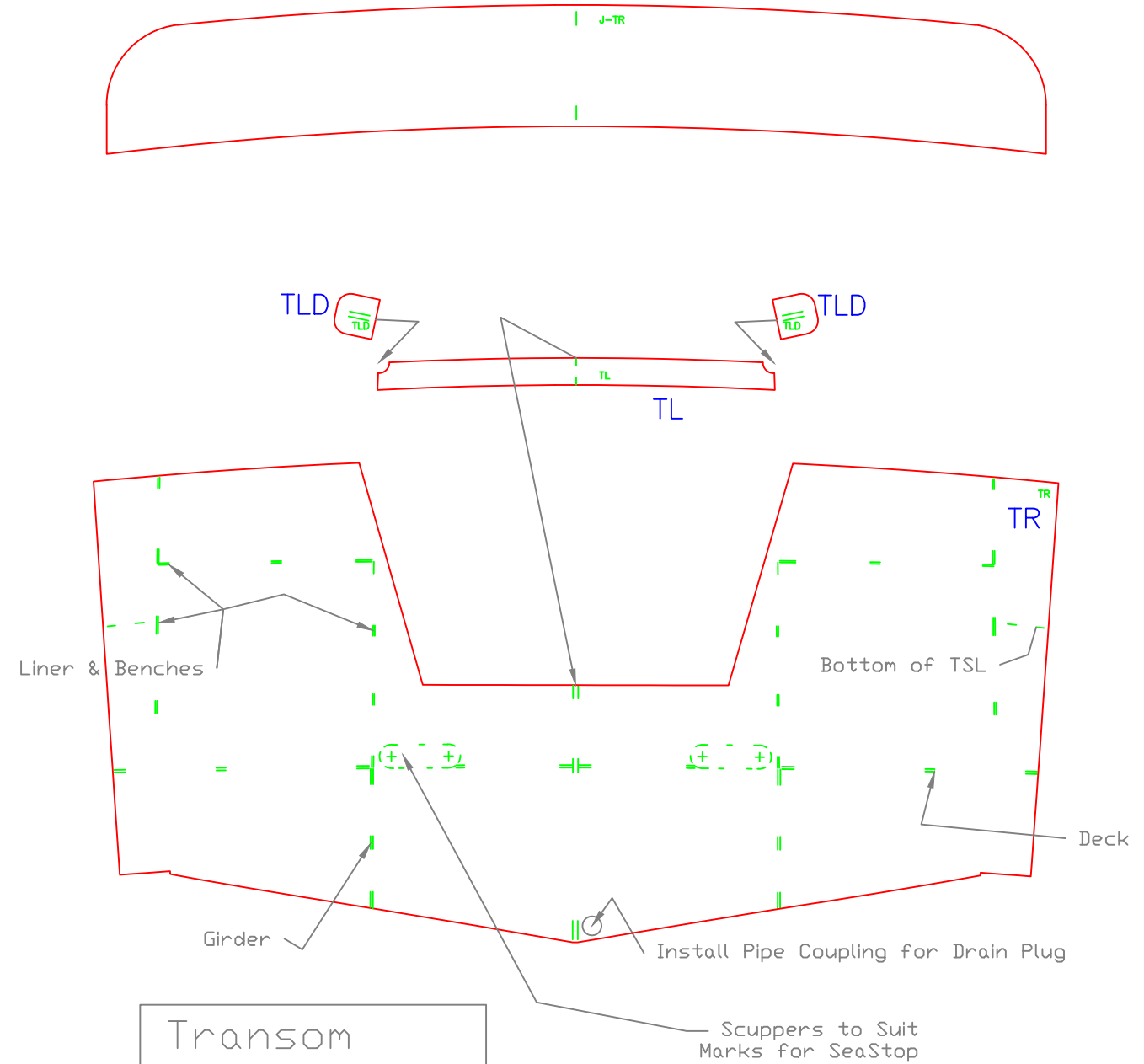
REV.	DESCRIPTION

17' x 6'6" Skiff		
FRAMES 3 & 4		
SCALE 1"=1'	DES/DWN WAL	DATE 7/8/20
Response Marine, Inc.		SHEET
Newburyport, MA, www.responsemarine.com		DWG NO. 480h-F-2

Looking Fwd
Marks Aft



Transom Jigs (2)

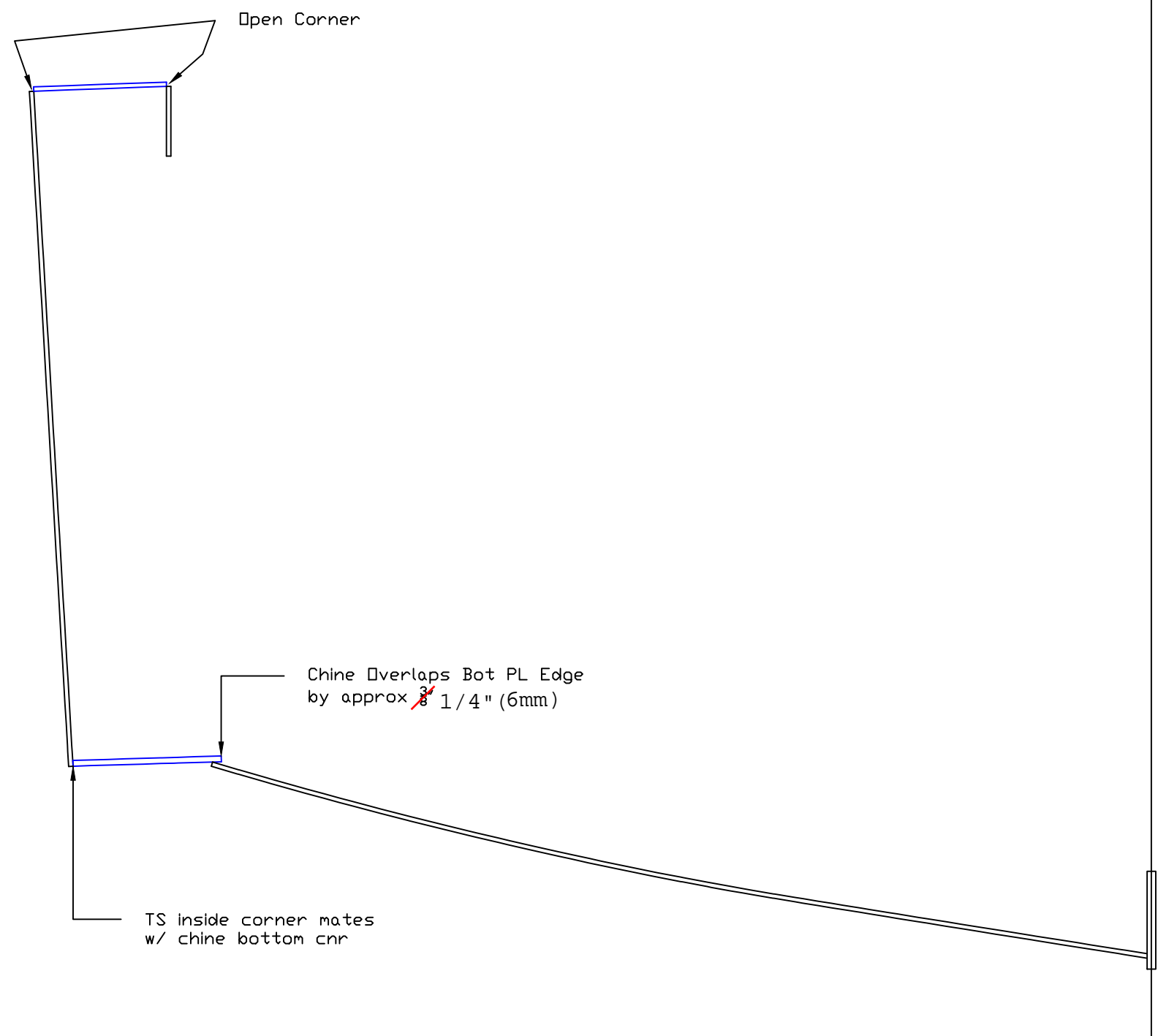


Transom
Looking Aft

Response Marine has provided this drawing under agreement for construction of a single boat. Additional uses of the drawings and files will require additional payment to Response Marine. This drawing represents intellectual property of Response Marine, Inc. Reproduction of this drawing in any form, in whole or in part, including transmissions of any type, to third parties is forbidden without the prior written consent of Response Marine, Inc.

17' x 6'6" Skiff		
FRAME 5 & TRANSOM		
SCALE 1"=1'	DES/DWN WAL	DATE 7/8/20
Response Marine, Inc.		SHEET
Newburyport, MA, www.responsemarine.com		DWG NO. 480h-F-3

REV.	DESCRIPTION



REV for 480A
3/27/17

TYPICAL SKIN JOINTS

18' Skiff		
For: White Metal Welding		
SCALE NONE	DES/DWN WAL	DATE 3/30/15
Response Marine, Inc.		SHEET
Newburyport, MA, www.responsemarine.com		DWG NO. 502-C-1